



MEMBERSHIP SURVEY REPORT 2025



Annual Membership Survey 2025

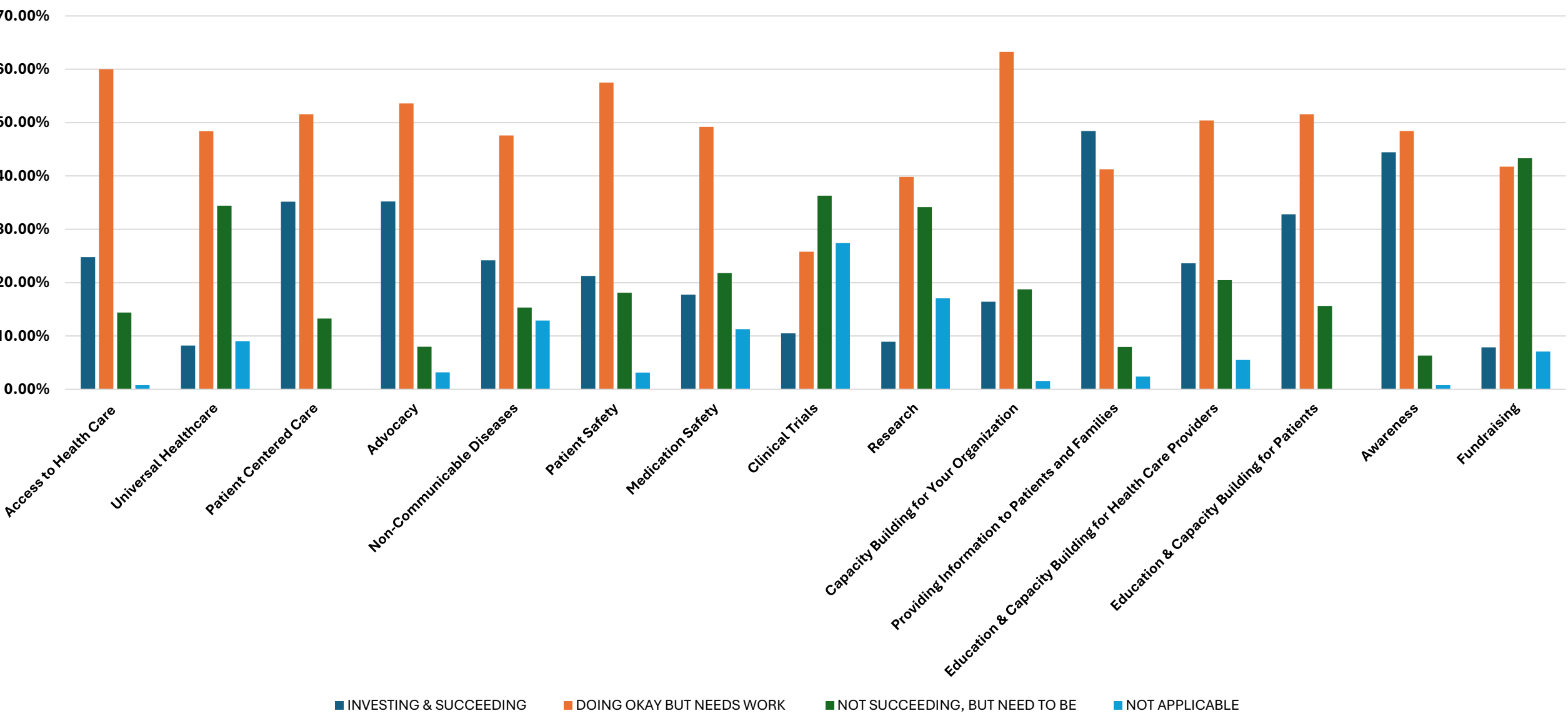
Assessing Needs and Gap Areas of Patient Advocacy Organization Members

WPA conducts an annual survey of our member organizations. The results of this survey inform us how to **best serve** our members. We are pleased to share the preliminary findings of this year's survey with you:



World Patients Alliance

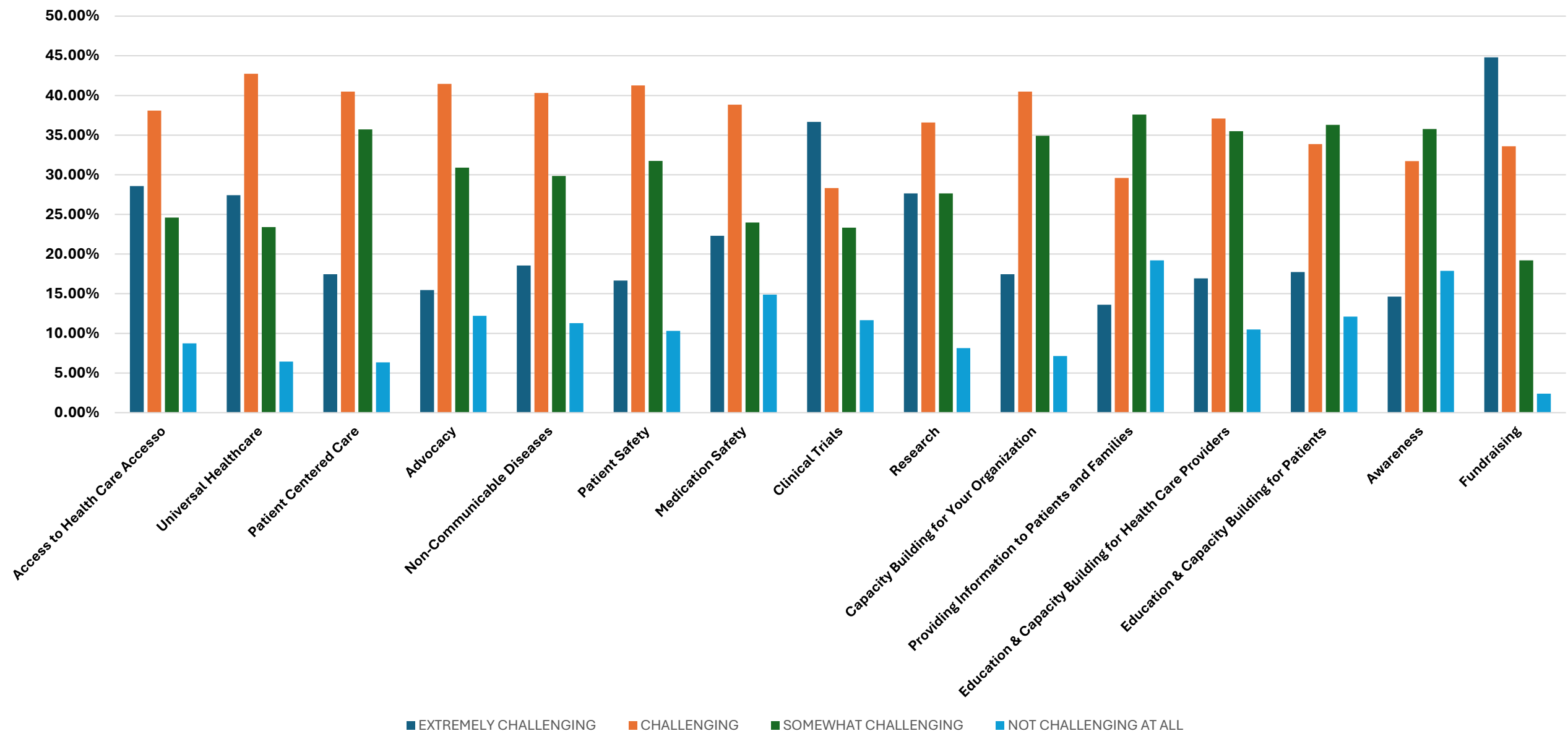
Please rate your organization's **INVOLVEMENT AND SUCCESS** in the following areas. Please mark each one that applies to your organization



Please rate your organization’s **INVOLVEMENT AND SUCCESS** in the following areas. Please mark each one that applies to your organization

DESCRIPTION	INVESTING & SUCCEEDING	DOING OKAY BUT NEEDS WORK	NOT SUCCEEDING, BUT NEED TO BE	NOT APPLICABLE
Access to Health Care	24.80%	60.00%	14.40%	0.80%
Universal Healthcare	8.20%	48.36%	34.43%	9.02%
Patient Centered Care	35.16%	51.56%	13.28%	0.00%
Advocacy	35.20%	53.60%	8.00%	3.20%
Non-Communicable Diseases	24.19%	47.58%	15.32%	12.90%
Patient Safety	21.26%	57.48%	18.11%	3.15%
Medication Safety	17.74%	49.19%	21.77%	11.29%
Clinical Trials	10.48%	25.81%	36.29%	27.42%
Research	8.94%	39.84%	34.15%	17.07%
Capacity Building for Your Organization	16.41%	63.28%	18.75%	1.56%
Providing Information to Patients and Families	48.41%	41.27%	7.94%	2.38%
Education & Capacity Building for Health Care Providers	23.62%	50.39%	20.47%	5.51%
Education & Capacity Building for Patients	32.81%	51.56%	15.62%	0.00%
Awareness	44.44%	48.41%	6.35%	0.79%
Fundraising	7.87%	41.73%	43.31%	7.09%

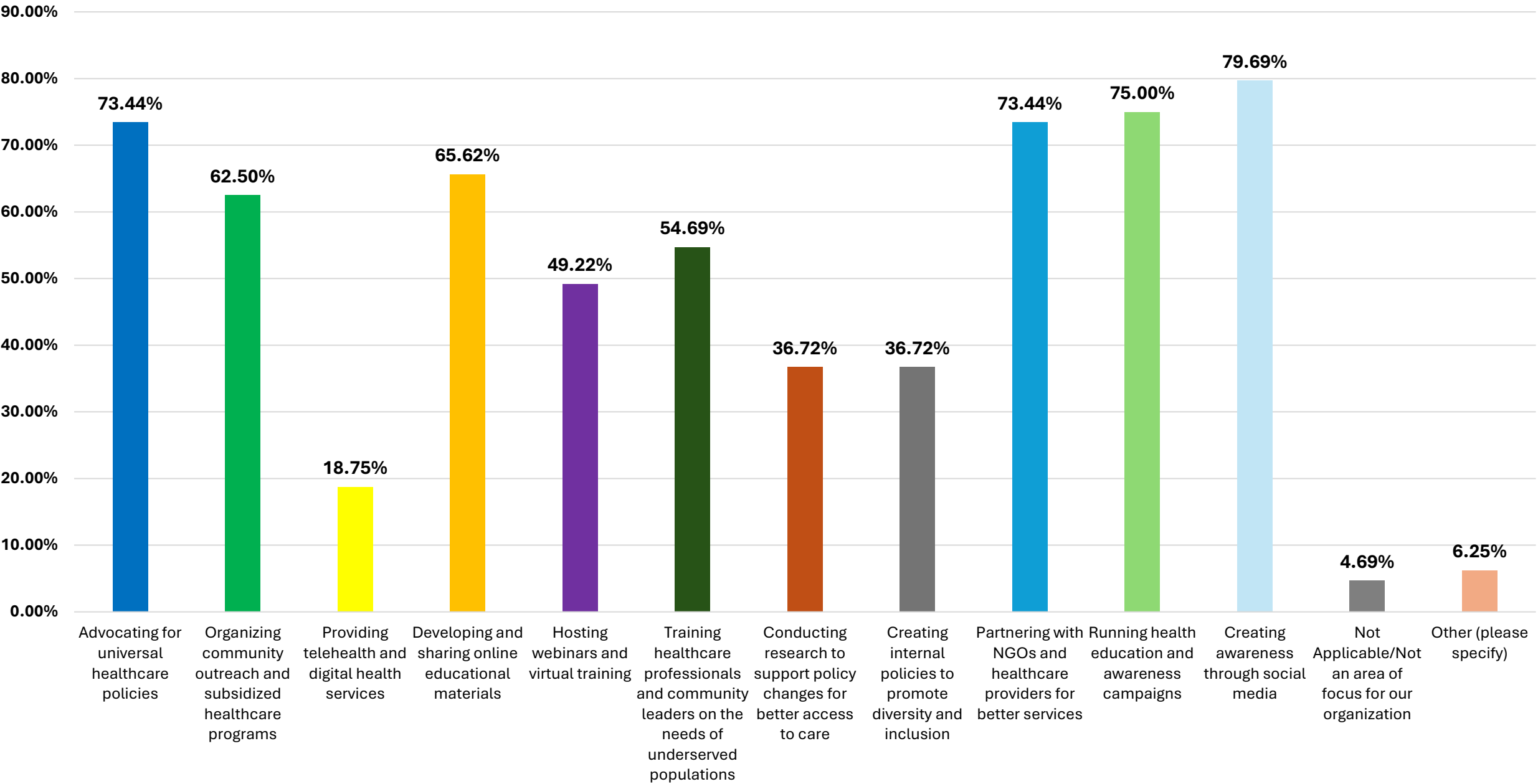
Please rate the **IMPORTANCE** of each of the following items in terms of your organization's **CHALLENGES**:



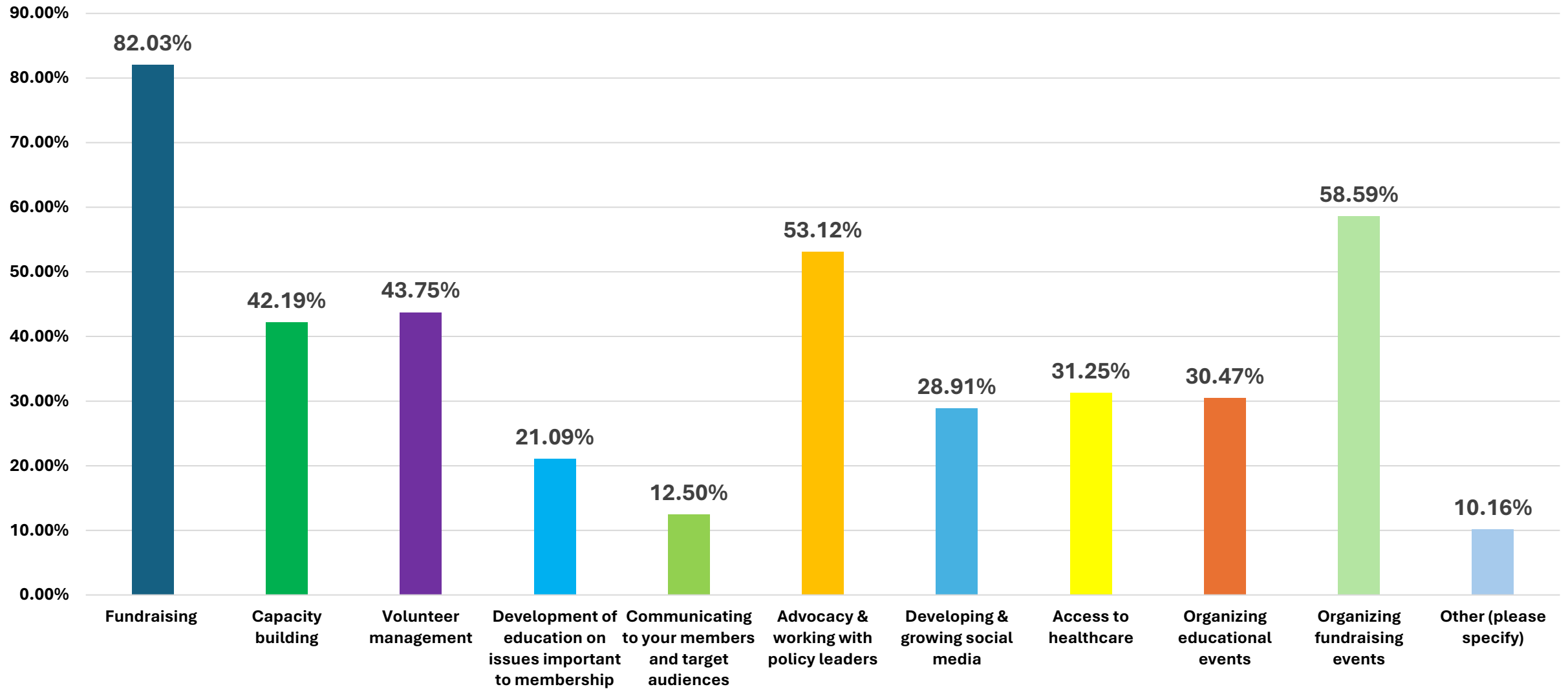
Please rate the **IMPORTANCE** of each of the following items in terms of your organization's **CHALLENGES**:

Description	EXTREMELY CHALLENGING	CHALLENGING	SOMEWHAT CHALLENGING	NOT CHALLENGING AT ALL
Access to Health Care Accesso	28.57%	38.10%	24.60%	8.73%
Universal Healthcare	27.42%	42.74%	23.39%	6.45%
Patient Centered Care	17.46%	40.48%	35.71%	6.35%
Advocacy	15.45%	41.46%	30.89%	12.20%
Non-Communicable Diseases	18.55%	40.32%	29.84%	11.29%
Patient Safety	16.67%	41.27%	31.75%	10.32%
Medication Safety	22.31%	38.84%	23.97%	14.88%
Clinical Trials	36.67%	28.33%	23.33%	11.67%
Research	27.64%	36.59%	27.64%	8.13%
Capacity Building for Your Organization	17.46%	40.48%	34.92%	7.14%
Providing Information to Patients and Families	13.60%	29.60%	37.60%	19.20%
Education & Capacity Building for Health Care Providers	16.94%	37.10%	35.48%	10.48%
Education & Capacity Building for Patients	17.74%	33.87%	36.29%	12.10%
Awareness	14.63%	31.71%	35.77%	17.89%
Fundraising	44.80%	33.60%	19.20%	2.40%

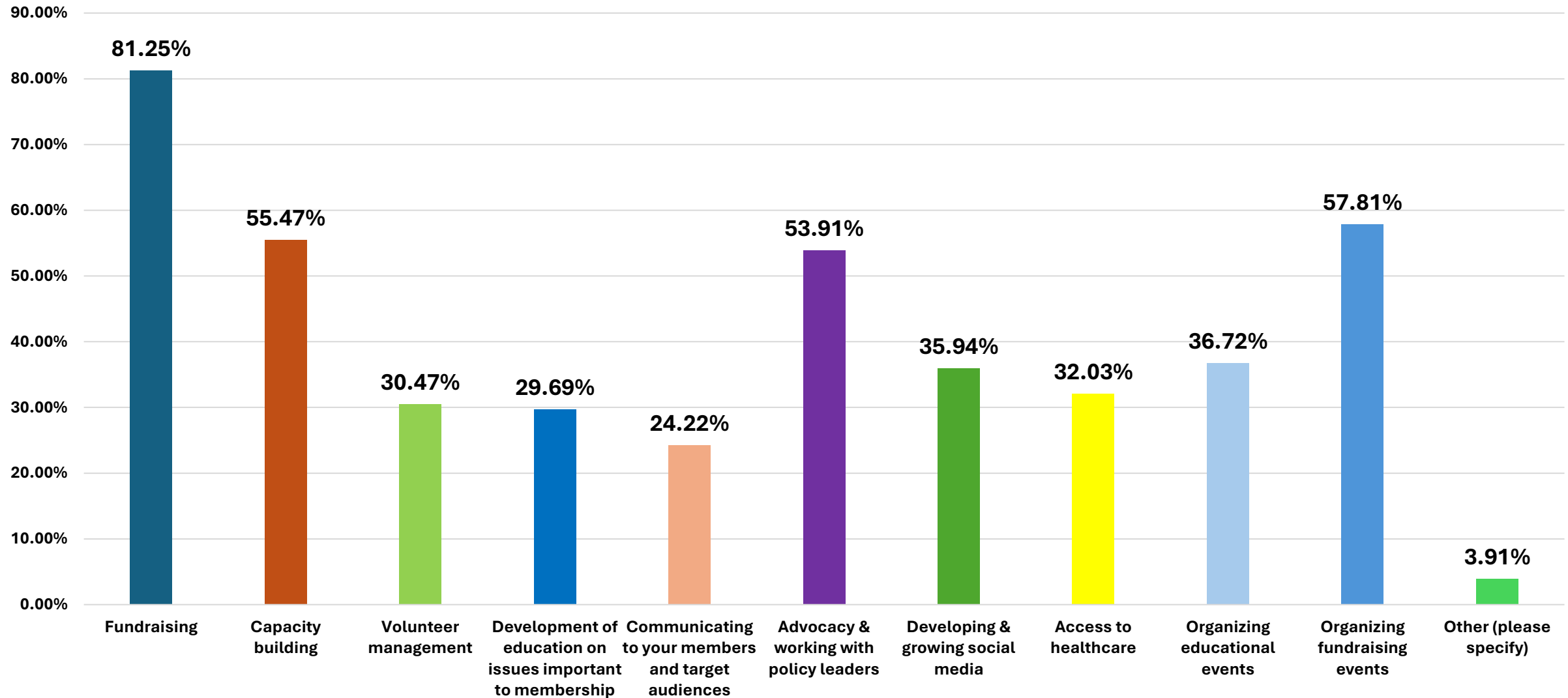
What MEASURES does your organization take to IMPROVE EQUAL ACCESS to healthcare?



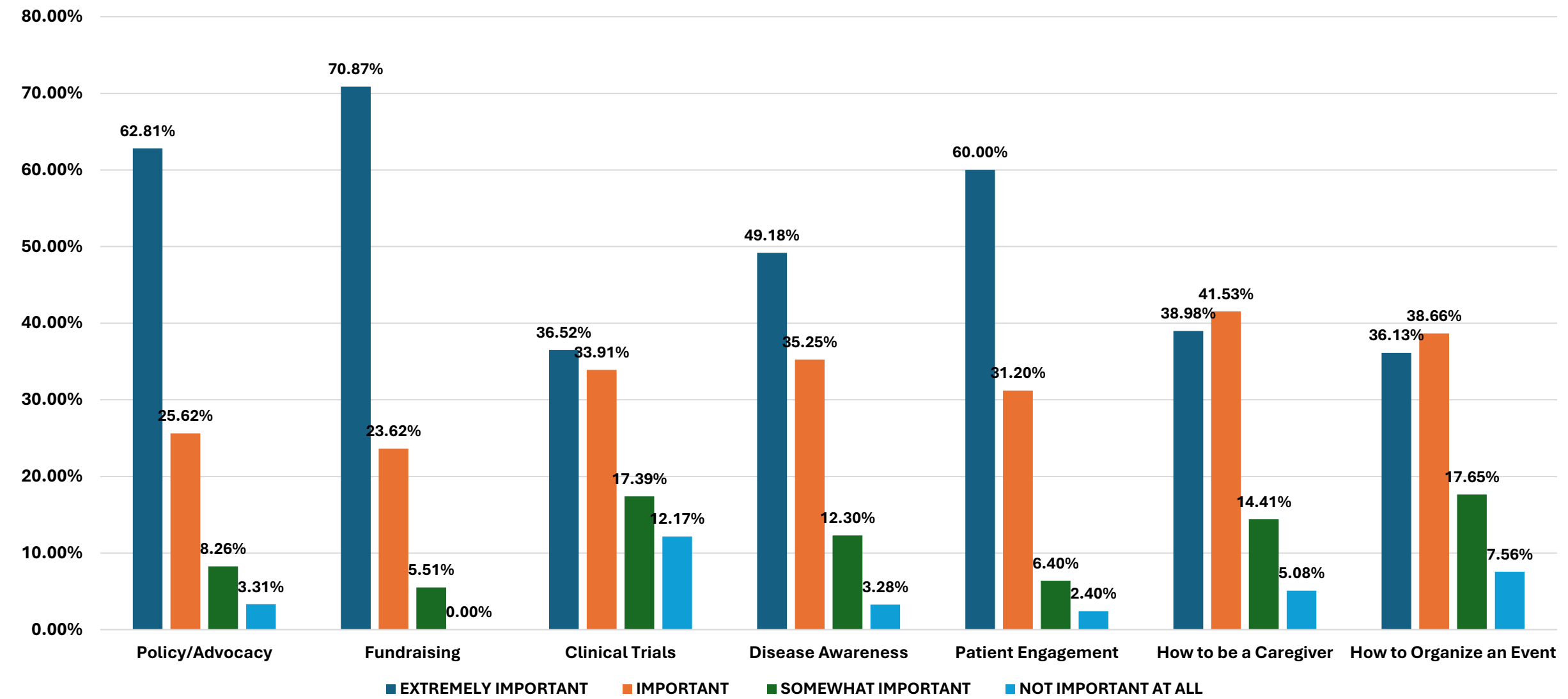
What was your organizations **MAIN STRUGGLES** in 2024



In which areas would you like **WPA'S ASSISTANCE** in 2025.



Would you like WPA to develop **EDUCATION MATERIAL** (e.g. toolkits) on any of the given topics: Please rate the **IMPORTANCE** of each of the following items in terms of your organization's challenges:



THANK YOU



World Patients Alliance